



Major Road: CAREY RD
Minor Road: TILlicum RD
Municipality: District of Saanich
File Name: Carey Rd and Tillicum Rd - October 2024
Location #: TIN001149
Count ID:
Date: October 8, 2024
Day-of-week: Tuesday

Intersection Type: 3-leg
Signalized: Yes
Weather: Rain, 11°

Vehicle Classification: Car, Trucks, Pedestrian, Bikes

Time of Day	Start	End	Duration
AM	07:30	09:30	02:00
MD	-	-	-
PM	14:00	18:00	04:00
Total	07:30	18:00	06:00

Notes

Comments

Carey Rd and Tillicum Rd - TMC

Tue Oct 8, 2024

Full Length (7:30 AM-9:30 AM, 2 PM-6 PM)

All Classes (Motorcycles, Lights, Single-Unit Trucks, Articulated Trucks, Buses, Pedestrians, Bicycles on Road, Bicycles on Crosswalk)

All Movements

ID: 1238573, Location: 48.463255, -123.385784,

Site Code: TIN001149



McElhanney

Provided by: McElhanney Kamloops
970 McMaster Way, 310, Kamloops, BC, V2C 6K2, CA

Leg Direction	Carey Rd Eastbound						Carey Rd Westbound						Tillicum Rd Northbound						Driveway Southbound						
Time	L	T	R	U	App	Ped*	L	T	R	U	App	Ped*	L	T	R	U	App	Ped*	L	T	R	U	App	Ped*	Int
2024-10-08 7:30AM	0	66	35	0	101	0	10	39	0	0	49	5	68	0	29	0	97	1	0	0	0	0	0	1	247
7:45AM	0	75	52	0	127	0	13	48	0	0	61	2	94	0	21	0	115	1	0	0	0	0	0	4	303
Hourly Total	0	141	87	0	228	0	23	87	0	0	110	7	162	0	50	0	212	2	0	0	0	0	0	5	550
8:00AM	0	70	39	0	109	0	21	64	0	0	85	3	79	0	31	0	110	2	0	0	0	0	0	3	304
8:15AM	0	62	53	0	115	0	28	45	0	0	73	0	94	0	30	0	124	0	0	0	0	0	0	1	312
8:30AM	0	92	41	0	133	0	9	65	0	0	74	0	89	0	45	0	134	2	0	0	0	1	1	1	342
8:45AM	0	91	57	0	148	0	19	38	0	0	57	0	61	0	27	0	88	3	0	0	0	0	0	1	293
Hourly Total	0	315	190	0	505	0	77	212	0	0	289	3	323	0	133	0	456	7	0	0	0	1	1	6	1251
9:00AM	0	58	36	0	94	0	12	36	0	0	48	2	51	0	36	0	87	0	0	0	0	0	0	4	229
9:15AM	0	63	35	0	98	0	12	44	0	0	56	1	58	0	44	0	102	0	0	0	0	1	1	3	257
Hourly Total	0	121	71	0	192	0	24	80	0	0	104	3	109	0	80	0	189	0	0	0	0	1	1	7	486
2:00PM	0	36	37	0	73	0	13	77	0	0	90	1	79	0	20	0	99	2	0	0	0	0	0	0	262
2:15PM	0	40	49	0	89	0	22	87	0	0	109	2	71	0	27	0	98	4	0	0	0	0	0	1	296
2:30PM	0	48	58	0	106	0	22	70	0	0	92	1	81	0	33	0	114	5	0	0	0	0	0	2	312
2:45PM	0	55	62	0	117	0	37	75	0	0	112	0	90	0	33	0	123	3	0	0	0	0	0	2	352
Hourly Total	0	179	206	0	385	0	94	309	0	0	403	4	321	0	113	0	434	14	0	0	0	0	0	5	1222
3:00PM	0	54	47	0	101	0	45	92	0	0	137	3	73	0	31	0	104	3	0	0	0	0	0	1	342
3:15PM	0	73	56	0	129	0	45	107	0	0	152	1	64	0	18	0	82	3	0	0	0	0	0	1	363
3:30PM	0	46	60	0	106	0	63	91	0	0	154	2	79	0	24	0	103	4	0	0	0	0	0	2	363
3:45PM	0	55	52	0	107	0	47	91	1	0	139	9	89	0	27	0	116	3	0	0	0	0	0	8	362
Hourly Total	0	228	215	0	443	0	200	381	1	0	582	15	305	0	100	0	405	13	0	0	0	0	0	12	1430
4:00PM	0	41	47	0	88	0	59	133	0	0	192	3	81	0	28	0	109	7	0	0	0	0	0	2	389
4:15PM	0	42	66	0	108	0	70	118	0	0	188	0	105	0	35	0	140	2	0	0	0	0	0	1	436
4:30PM	0	49	81	0	130	0	61	121	0	0	182	3	89	0	32	0	121	0	0	0	0	0	0	0	433
4:45PM	0	46	67	0	113	0	48	156	1	0	205	5	84	0	28	0	112	5	0	0	0	0	0	6	430
Hourly Total	0	178	261	0	439	0	238	528	1	0	767	11	359	0	123	0	482	14	0	0	0	0	0	9	1688
5:00PM	0	48	56	0	104	0	54	134	0	0	188	3	71	0	21	0	92	6	0	0	0	0	0	8	384
5:15PM	0	37	79	0	116	0	40	117	0	0	157	0	86	0	21	0	107	2	0	0	0	0	0	1	380
5:30PM	0	46	51	0	97	0	35	95	0	0	130	0	83	0	24	0	107	2	0	0	0	0	0	1	334
5:45PM	0	46	44	0	90	0	36	73	1	0	110	3	53	0	18	0	71	3	0	0	0	0	0	2	271
Hourly Total	0	177	230	0	407	0	165	419	1	0	585	6	293	0	84	0	377	13	0	0	0	0	0	12	1369
Total	0	1339	1260	0	2599	0	821	2016	3	0	2840	49	1872	0	683	0	2555	63	0	0	0	2	2	56	7996
% Approach	0%	51.5%	48.5%	0%	-	-	28.9%	71.0%	0.1%	0%	-	-	73.3%	0%	26.7%	0%	-	-	0%	0%	0%	100%	-	-	-
% Total	0%	16.7%	15.8%	0%	32.5%	-	10.3%	25.2%	0%	0%	35.5%	-	23.4%	0%	8.5%	0%	32.0%	-	0%	0%	0%	0%	0%	-	-
Motorcycles	0	11	1	0	12	-	3	9	0	0	12	-	9	0	1	0	10	-	0	0	0	0	0	-	34
% Motorcycles	0%	0.8%	0.1%	0%	0.5%	-	0.4%	0.4%	0%	0%	0.4%	-	0.5%	0%	0.1%	0%	0.4%	-	0%	0%	0%	0%	0%	-	0.4%
Lights	0	1240	1217	0	2457	-	803	1908	1	0	2712	-	1799	0	665	0	2464	-	0	0	0	2	2	-	7635
% Lights	0%	92.6%	96.6%	0%	94.5%	-	97.8%	94.6%	33.3%	0%	95.5%	-	96.1%	0%	97.4%	0%	96.4%	-	0%	0%	0%	100%	100%	-	95.5%
Single-Unit Trucks	0	13	24	0	37	-	7	28	0	0	35	-	40	0	6	0	46	-	0	0	0	0	0	-	118
% Single-Unit Trucks	0%	1.0%	1.9%	0%	1.4%	-	0.9%	1.4%	0%	0%	1.2%	-	2.1%	0%	0.9%	0%	1.8%	-	0%	0%	0%	0%	0%	-	1.5%
Articulated Trucks	0	0	0	0	0	-	2	1	0	0	3	-	4	0	1	0	5	-	0	0	0	0	0	-	8
% Articulated Trucks	0%	0%	0%	0%	0%	-	0.2%	0%	0%	0%	0.1%	-	0.2%	0%	0.1%	0%	0.2%	-	0%	0%	0%	0%	0%	-	0.1%
Buses	0	29	9	0	38	-	1	31	0	0	32	-	11	0	5	0	16	-	0	0	0	0	0	-	86
% Buses	0%	2.2%	0.7%	0%	1.5%	-	0.1%	1.5%	0%	0%	1.1%	-	0.6%	0%	0.7%	0%	0.6%	-	0%	0%	0%	0%	0%	-	1.1%
Bicycles on Road	0	46	9	0	55	-	5	39	2	0	46	-	9	0	5	0	14	-	0	0	0	0	0	-	115
% Bicycles on Road	0%	3.4%	0.7%	0%	2.1%	-	0.6%	1.9%	66.7%	0%	1.6%	-	0.5%	0%	0.7%	0%	0.5%	-	0%	0%	0%	0%	0%	-	1.4%
Pedestrians	-	-	-	-	-	0	-	-	-	-	-	48	-	-	-	-	-	61	-	-	-	-	-	51	
% Pedestrians	-	-	-	-	-	-	-	-	-	-	-	98.0%	-	-	-	-	-	96.8%	-	-	-	-	-	91.1%	-
Bicycles on Crosswalk	-	-	-	-	-	0	-	-	-	-	-	1	-	-	-	-	-	2	-	-	-	-	-	5	
% Bicycles on Crosswalk	-	-	-	-	-	-	-	-	-	-	-	2.0%	-	-	-	-	-	3.2%	-	-	-	-	-	8.9%	-

*Pedestrians and Bicycles on Crosswalk. L: Left, R: Right, T: Thru, U: U-Turn

Carey Rd and Tillicum Rd - TMC

Tue Oct 8, 2024

Full Length (7:30 AM-9:30 AM, 2 PM-6 PM)

All Classes (Motorcycles, Lights, Single-Unit Trucks, Articulated Trucks, Buses, Pedestrians, Bicycles on Road, Bicycles on Crosswalk)

All Movements

ID: 1238573, Location: 48.463255, -123.385784,

Site Code: TIN001149

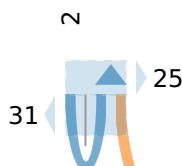


McElhanney

Provided by: McElhanney Kamloops
970 McMaster Way, 310, Kamloops, BC, V2C 6K2, CA

[N] Driveway

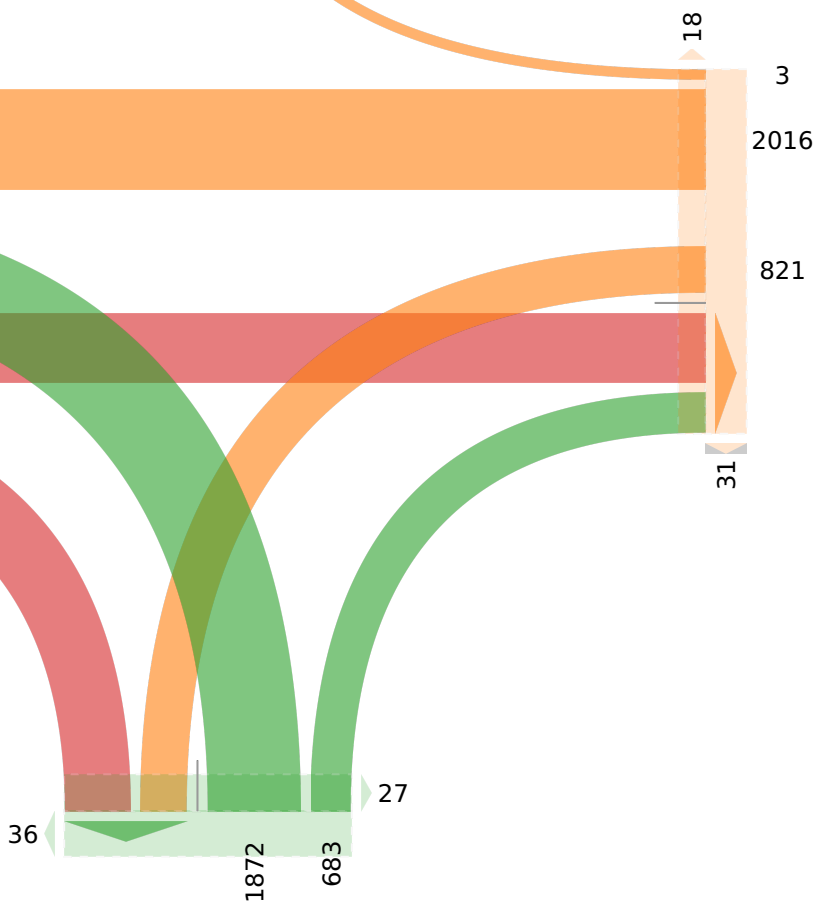
Total: 7
In: 2 Out: 5



[W] Carey Rd

Total: 6487
In: 2599 Out: 3888

1339
1260



Out: 2081 In: 2555
Total: 4636

[S] Tillicum Rd

Carey Rd and Tillicum Rd - TMC

Tue Oct 8, 2024

AM Peak (8 AM - 9 AM)

All Classes (Motorcycles, Lights, Single-Unit Trucks, Articulated Trucks, Buses, Pedestrians, Bicycles on Road, Bicycles on Crosswalk)

All Movements

ID: 1238573, Location: 48.463255, -123.385784,

Site Code: TIN001149



McElhanney

Provided by: McElhanney Kamloops
970 McMaster Way, 310, Kamloops, BC, V2C 6K2, CA

Leg Direction	Carey Rd Eastbound						Carey Rd Westbound						Tillicum Rd Northbound						Driveway Southbound						
Time	L	T	R	U	App	Ped*	L	T	R	U	App	Ped*	L	T	R	U	App	Ped*	L	T	R	U	App	Ped*	Int
2024-10-08 8:00AM	0	70	39	0	109	0	21	64	0	0	85	3	79	0	31	0	110	2	0	0	0	0	0	3	304
8:15AM	0	62	53	0	115	0	28	45	0	0	73	0	94	0	30	0	124	0	0	0	0	0	0	1	312
8:30AM	0	92	41	0	133	0	9	65	0	0	74	0	89	0	45	0	134	2	0	0	0	1	1	1	342
8:45AM	0	91	57	0	148	0	19	38	0	0	57	0	61	0	27	0	88	3	0	0	0	0	0	1	293
Total	0	315	190	0	505	0	77	212	0	0	289	3	323	0	133	0	456	7	0	0	0	1	1	6	1251
% Approach	0%	62.4%	37.6%	0%	-	-	26.6%	73.4%	0%	0%	-	-	70.8%	0%	29.2%	0%	-	-	0%	0%	0%	100%	-	-	-
% Total	0%	25.2%	15.2%	0%	40.4%	-	6.2%	16.9%	0%	0%	23.1%	-	25.8%	0%	10.6%	0%	36.5%	-	0%	0%	0%	0.1%	0.1%	-	-
PHF	-	0.831	0.820	-	0.832	-	0.688	0.796	-	-	0.855	-	0.859	-	0.739	-	0.851	-	-	-	-	0.250	0.250	-	0.902
Motorcycles	0	2	1	0	3	-	1	1	0	0	2	-	3	0	1	0	4	-	0	0	0	0	0	-	9
% Motorcycles	0%	0.6%	0.5%	0%	0.6%	-	1.3%	0.5%	0%	0%	0.7%	-	0.9%	0%	0.8%	0%	0.9%	-	0%	0%	0%	0%	0%	-	0.7%
Lights	0	291	177	0	468	-	75	195	0	0	270	-	311	0	130	0	441	-	0	0	0	1	1	-	1180
% Lights	0%	92.4%	93.2%	0%	92.7%	-	97.4%	92.0%	0%	0%	93.4%	-	96.3%	0%	97.7%	0%	96.7%	-	0%	0%	0%	100%	100%	-	94.3%
Single-Unit Trucks	0	1	4	0	5	-	1	4	0	0	5	-	6	0	2	0	8	-	0	0	0	0	0	-	18
% Single-Unit Trucks	0%	0.3%	2.1%	0%	1.0%	-	1.3%	1.9%	0%	0%	1.7%	-	1.9%	0%	1.5%	0%	1.8%	-	0%	0%	0%	0%	0%	-	1.4%
Articulated Trucks	0	0	0	0	0	-	0	1	0	0	1	-	1	0	0	0	1	-	0	0	0	0	0	-	2
% Articulated Trucks	0%	0%	0%	0%	0%	-	0%	0.5%	0%	0%	0.3%	-	0.3%	0%	0%	0%	0.2%	-	0%	0%	0%	0%	0%	-	0.2%
Buses	0	5	5	0	10	-	0	6	0	0	6	-	2	0	0	0	2	-	0	0	0	0	0	-	18
% Buses	0%	1.6%	2.6%	0%	2.0%	-	0%	2.8%	0%	0%	2.1%	-	0.6%	0%	0%	0%	0.4%	-	0%	0%	0%	0%	0%	-	1.4%
Bicycles on Road	0	16	3	0	19	-	0	5	0	0	5	-	0	0	0	0	0	-	0	0	0	0	0	-	24
% Bicycles on Road	0%	5.1%	1.6%	0%	3.8%	-	0%	2.4%	0%	0%	1.7%	-	0%	0%	0%	0%	0%	-	0%	0%	0%	0%	0%	-	1.9%
Pedestrians	-	-	-	-	-	0	-	-	-	-	-	3	-	-	-	-	-	7	-	-	-	-	-	5	
% Pedestrians	-	-	-	-	-	-	-	-	-	-	-	100%	-	-	-	-	-	100%	-	-	-	-	-	83.3%	-
Bicycles on Crosswalk	-	-	-	-	-	0	-	-	-	-	-	0	-	-	-	-	-	0	-	-	-	-	-	1	
% Bicycles on Crosswalk	-	-	-	-	-	-	-	-	-	-	-	0%	-	-	-	-	-	0%	-	-	-	-	-	16.7%	-

* Pedestrians and Bicycles on Crosswalk. L: Left, R: Right, T: Thru, U: U-Turn

Carey Rd and Tillicum Rd - TMC

Tue Oct 8, 2024

AM Peak (8 AM - 9 AM)

All Classes (Motorcycles, Lights, Single-Unit Trucks, Articulated Trucks, Buses, Pedestrians, Bicycles on Road, Bicycles on Crosswalk)

All Movements

ID: 1238573, Location: 48.463255, -123.385784,

Site Code: TIN001149

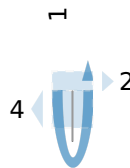


McElhanney

Provided by: McElhanney Kamloops
970 McMaster Way, 310, Kamloops, BC, V2C 6K2, CA

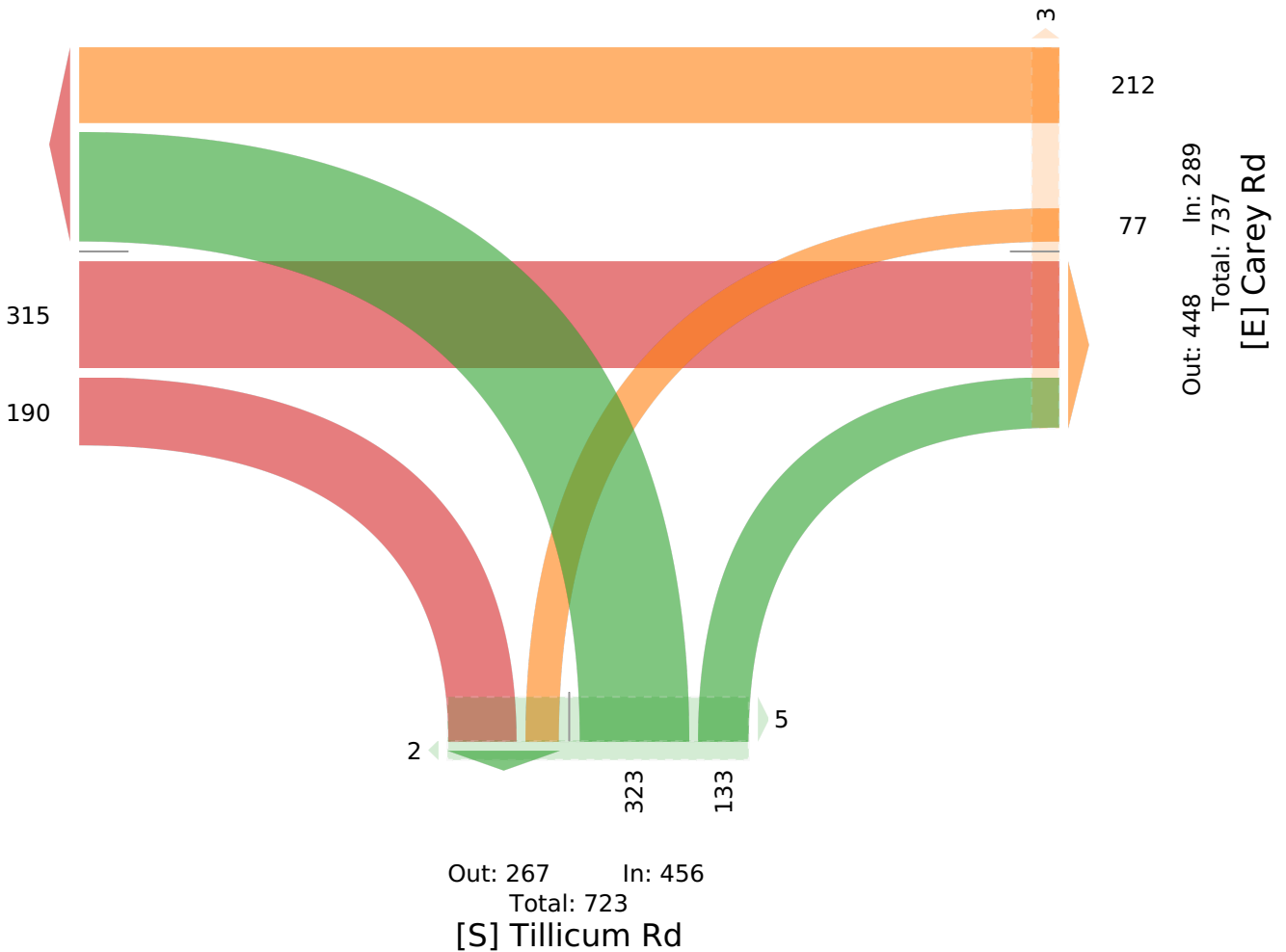
[N] Driveway

Total: 2
In: 1 Out: 1



[W] Carey Rd

Total: 1040
In: 505 Out: 535



Carey Rd and Tillicum Rd - TMC

Tue Oct 8, 2024

PM Peak (4 PM - 5 PM) - Overall Peak Hour

All Classes (Motorcycles, Lights, Single-Unit Trucks, Articulated Trucks, Buses, Pedestrians, Bicycles on Road, Bicycles on Crosswalk)

All Movements

ID: 1238573, Location: 48.463255, -123.385784,

Site Code: TIN001149



McElhanney

Provided by: McElhanney Kamloops
970 McMaster Way, 310, Kamloops, BC, V2C 6K2, CA

Leg Direction	Carey Rd Eastbound						Carey Rd Westbound						Tillicum Rd Northbound						Driveway Southbound							
Time	L	T	R	U	App	Ped*	L	T	R	U	App	Ped*	L	T	R	U	App	Ped*	L	T	R	U	App	Ped*	Int	
2024-10-08 4:00PM	0	41	47	0	88	0	59	133	0	0	192	3	81	0	28	0	109	7	0	0	0	0	0	0	2	389
4:15PM	0	42	66	0	108	0	70	118	0	0	188	0	105	0	35	0	140	2	0	0	0	0	0	0	1	436
4:30PM	0	49	81	0	130	0	61	121	0	0	182	3	89	0	32	0	121	0	0	0	0	0	0	0	0	433
4:45PM	0	46	67	0	113	0	48	156	1	0	205	5	84	0	28	0	112	5	0	0	0	0	0	0	6	430
Total	0	178	261	0	439	0	238	528	1	0	767	11	359	0	123	0	482	14	0	0	0	0	0	0	9	1688
% Approach	0%	40.5%	59.5%	0%	-	-	31.0%	68.8%	0.1%	0%	-	-	74.5%	0%	25.5%	0%	-	-	0%	0%	0%	0%	-	-	-	-
% Total	0%	10.5%	15.5%	0%	26.0%	-	14.1%	31.3%	0.1%	0%	45.4%	-	21.3%	0%	7.3%	0%	28.6%	-	0%	0%	0%	0%	0%	-	-	-
PHF	-	0.901	0.806	-	0.841	-	0.843	0.870	-	-	0.958	-	0.845	-	0.871	-	0.852	-	-	-	-	-	-	-	-	0.962
Motorcycles	0	1	0	0	1	-	1	1	0	0	2	-	3	0	0	0	3	-	0	0	0	0	0	-	6	
% Motorcycles	0%	0.6%	0%	0%	0.2%	-	0.4%	0.2%	0%	0%	0.3%	-	0.8%	0%	0%	0%	0.6%	-	0%	0%	0%	0%	-	-	0.4%	
Lights	0	166	255	0	421	-	232	502	0	0	734	-	344	0	122	0	466	-	0	0	0	0	0	-	1621	
% Lights	0%	93.3%	97.7%	0%	95.9%	-	97.5%	95.1%	0%	0%	95.7%	-	95.8%	0%	99.2%	0%	96.7%	-	0%	0%	0%	0%	-	-	96.0%	
Single-Unit Trucks	0	1	5	0	6	-	2	4	0	0	6	-	6	0	0	0	6	-	0	0	0	0	0	-	18	
% Single-Unit Trucks	0%	0.6%	1.9%	0%	1.4%	-	0.8%	0.8%	0%	0%	0.8%	-	1.7%	0%	0%	0%	1.2%	-	0%	0%	0%	0%	-	-	1.1%	
Articulated Trucks	0	0	0	0	0	-	1	0	0	0	1	-	0	0	0	0	0	-	0	0	0	0	0	-	1	
% Articulated Trucks	0%	0%	0%	0%	0%	-	0.4%	0%	0%	0%	0.1%	-	0%	0%	0%	0%	0%	-	0%	0%	0%	0%	-	-	0.1%	
Buses	0	5	1	0	6	-	0	8	0	0	8	-	2	0	0	0	2	-	0	0	0	0	0	-	16	
% Buses	0%	2.8%	0.4%	0%	1.4%	-	0%	1.5%	0%	0%	1.0%	-	0.6%	0%	0%	0%	0.4%	-	0%	0%	0%	0%	-	-	0.9%	
Bicycles on Road	0	5	0	0	5	-	2	13	1	0	16	-	4	0	1	0	5	-	0	0	0	0	0	-	26	
% Bicycles on Road	0%	2.8%	0%	0%	1.1%	-	0.8%	2.5%	100%	0%	2.1%	-	1.1%	0%	0.8%	0%	1.0%	-	0%	0%	0%	0%	-	-	1.5%	
Pedestrians	-	-	-	-	-	0	-	-	-	-	-	11	-	-	-	-	-	14	-	-	-	-	-	8		
% Pedestrians	-	-	-	-	-	-	-	-	-	-	-	100%	-	-	-	-	-	100%	-	-	-	-	-	88.9%	-	
Bicycles on Crosswalk	-	-	-	-	-	0	-	-	-	-	-	0	-	-	-	-	-	0	-	-	-	-	-	1		
% Bicycles on Crosswalk	-	-	-	-	-	-	-	-	-	-	-	0%	-	-	-	-	-	0%	-	-	-	-	-	11.1%		

* Pedestrians and Bicycles on Crosswalk. L: Left, R: Right, T: Thru, U: U-Turn

Carey Rd and Tillicum Rd - TMC

Tue Oct 8, 2024

PM Peak (4 PM - 5 PM) - Overall Peak Hour

All Classes (Motorcycles, Lights, Single-Unit Trucks, Articulated Trucks, Buses, Pedestrians, Bicycles on Road, Bicycles on Crosswalk)

All Movements

ID: 1238573, Location: 48.463255, -123.385784,

Site Code: TIN001149



McElhanney

Provided by: McElhanney Kamloops
970 McMaster Way, 310, Kamloops, BC, V2C 6K2, CA

[N] Driveway

Total: 1
In: 0 Out: 1

